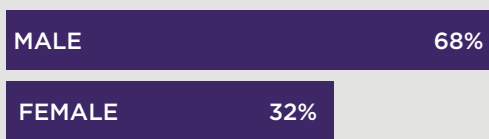


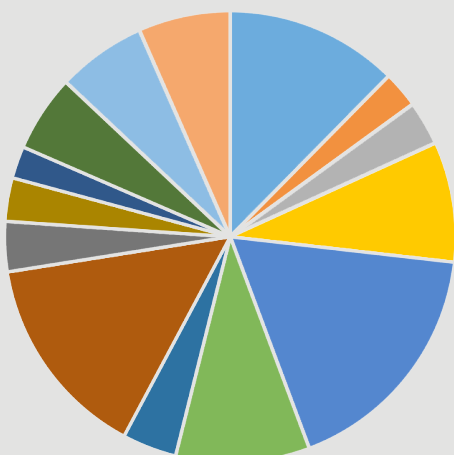
# YOUR NEW MPs

The ballots have been counted, results have been finalised and the new Parliament has been elected. This is what we know about the 650 MPs.\*



## AGE

2017's MP is most commonly aged between 51 to 60. This reflects the 2015 Parliament where the average age of an MP was 51.




For more information on any MP or for insight on how the new intake may impact you, please contact:

**Head of Public Affairs, Simon Gentry**  
[simon.gentry@newgatecomms.com](mailto:simon.gentry@newgatecomms.com)

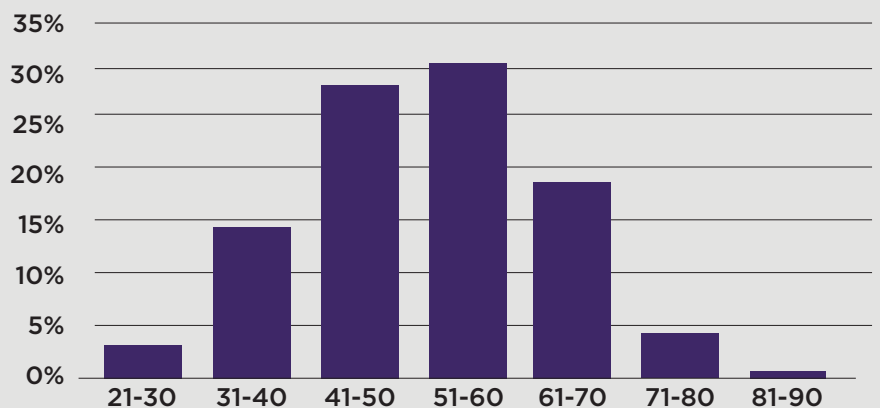
\*all information has been estimated from information available online

## RESULTS



## GENDER

The number of women MPs has increased to 32 per cent from 29 per cent. This increase can be attributed to the number of female Labour parliamentary prospective candidates who were successful in being elected last night.



## PROFESSION

Much like the 2015 Parliament, 2017's MPs mostly have a background in politics and public affairs with business, legal and financial services also being strongly represented. A potentially promising intake to take us forward into the murky unknowns of Brexit.

